

# Radni materijal za učenje engleskog jezika

## I ciklus osnovna škole

Učenje engleskog jezika putem metoda koje su osmišljene i prilagođene katarakteristikama i potrebama djeteta, kroz razvojne aktivnosti postaje sredstvo pomoću kojega ono stiče ključne vještine samostalnosti, samopouzdanje, kritičko razmišljanje, način na koji će prihvatiti i premostiti poteškoće.

Učenje i usvajanje stranog jezika zasnovano je na modelu usvajanja maternjeg jezika. Dakle, uči se kroz svakodnevne aktivnosti, igru i radnje. Naravno, u skladu s djetetovim uzrastom, mogućnostima i individualnom karakteristikama i afinitetima.

Značajan broj učenika preferira vizuelno tip učenja, tako da im vizuelno upečatljivi tekstovi, ilustracije, fotografije omogućavaju efikasnije napredovanje u savladavanju engleskog jezika. Posebno prilikom učenja novih pojmova i memorisanja uopšte.

Radni materijal za učenje engleskog jezika pripremio je tim za inkluziju u JU OŠ "Vladislav Sl. Ribnikar" u Bijelom Polju kojim koordinira Dijana Kovačević, pedagoškinja.

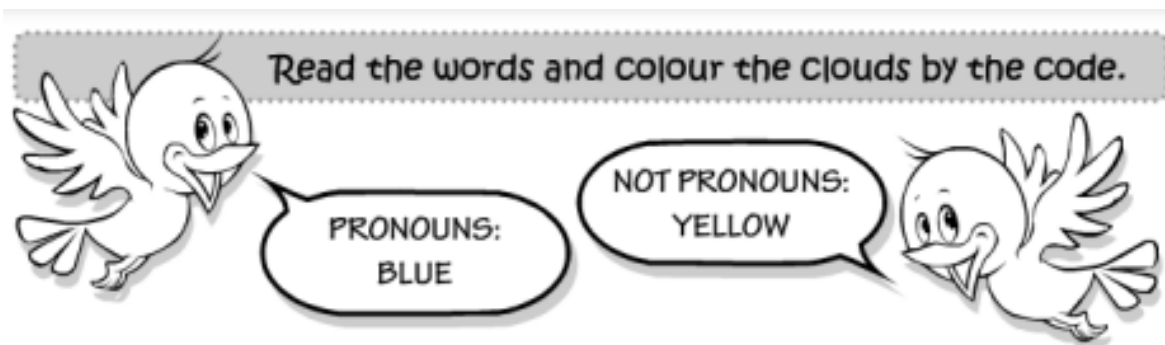
### Preporuka za nastavnike:

- Materijal je u Word dokumentu, što nastavnicima omogućava da ga koriste integralno, ali i da ga modeluju i prilagođavaju u zavisnosti od interesovanja i mogućnosti učenika s kojim rade.
- Može se koristiti parcijalno - odabrati samo određeni djelovi za koje ste sigurni da će učenika motivisati i koji su mu razumljivi.
- Vježbanja se mogu podijeliti u više sekvenci kako bi učenikova pažnja bila stabilna i što bolja motivacija za rad.
- Treba koristiti: Times New Roman, Arial, Calibri, Open Dyslexic, Dyslexia, Comic Sans (posebno za učenike u I i II ciklusu osnovne škole), veličina fonta treba bude 14 ili više (od 12 za Comic Sans), margine treba da budu široke, prostor između redova 1.5.
- Kod zadataka koje treba dopuniti, ili nastaviti rečenice samostalnim pisanjem, prored treba da bude 2.0.
- Ključne riječi treba boldovati, napisati velikim slovima, istaći većim fontom, zaokružiti ili osjenčiti, kako bismo ukazali na važnost informacije ili riječi, ukazati na što treba posebno da obrati pažnju, a izbjegavati *Italic* i podvlačenje riječi.

# Pronouns


## Zamjenice

Pročitaj riječi. **Zamjenice** oboj **plavom** bojom, a **ostale** riječi **žutom**.



boy	toy	you	two
we	bee	it	bit
tea	she	ball	doll
car	star	I	fly
he	sea	pen	hen













Read and colour.



Pročitaj i

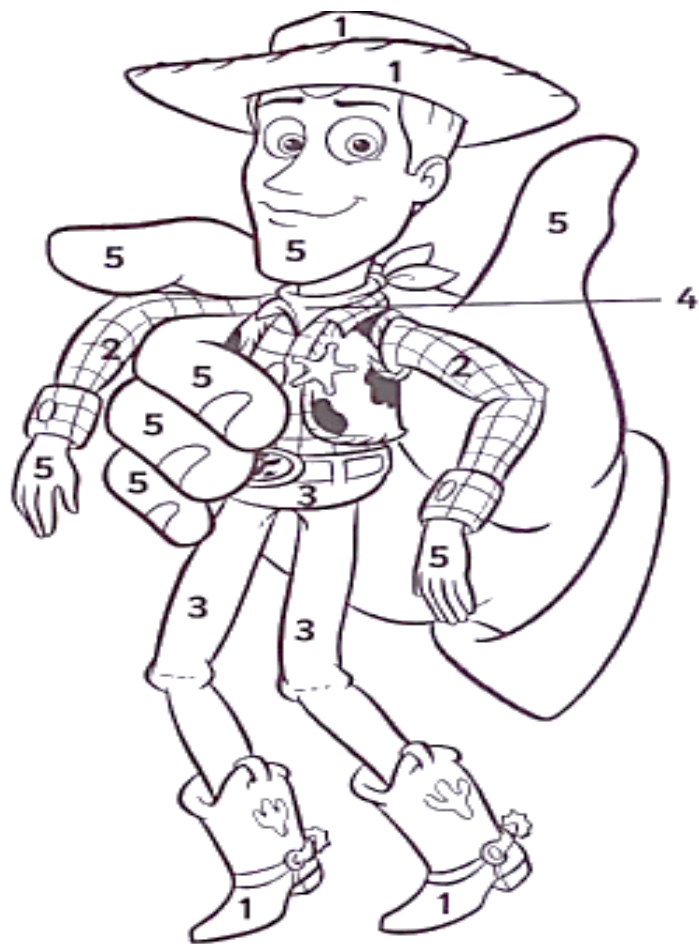
oboj.

Complete with the missing letters and then colour.

B_A_K 	GR_N 
_LU_ 	_ELL_ 
GRE_ 	RE_ 
W__TE 	OR_N_E 
P_N_ 	PURP__ 
B_O_N 	My favourite colour is 

**Read and colour.**

- 1 = brown
- 2 = yellow
- 3 = blue
- 4 = red
- 5 = pink



**Read and colour - Pročitaj i oboj.**



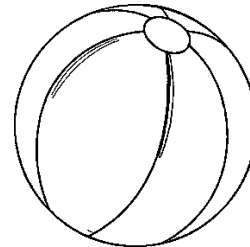
is **BLACK** and **BROWN**.



is **BLUE**.



is **YELLOW** and **ORANGE**.



is **RED**.

READ AND COLOUR - Pročitaj i oboj.

The apple is red.

The pear is green.

The car is yellow.

The TV is black.

The dog is brown.

The cat is orange.


The ball is green and purple.

The book is pink.



# FOOD

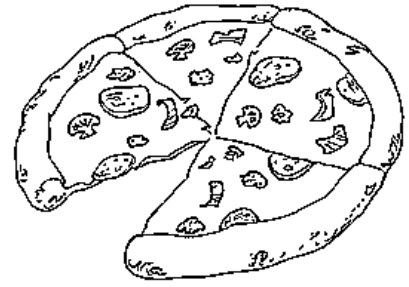
READ AND COLOUR - Pročitaj i oboj.




fish



milk



pizza



potato



carrot



cake



drink

You write:


Pročitaj i dopuni riječi - Pročitaj i oboj.




m\_\_ \_k



pi\_\_ \_a




f\_\_ \_h



p\_\_ t\_\_ \_o



c\_\_ rr\_\_ t



ban\_\_ \_a




dr\_\_ \_k

Nacrtaj hranu koju voliš (I like) i ne voliš (I don't like).



I like




I don't



# Colours

Read and colour the picture. Then write the sentences.



The school is yellow.

---

The plane is blue.

---

The car is orange.

---

The houses are purple, pink and green.

---


The bus is red.

---

# Body

Stick the pieces of puzzle. Then match.

Zalijepi djelove slagalice. Opiši sliku.



1



2



3



4



5



# FAMILY

Match and write.



m \_ \_ m



d \_ \_ d



g \_ \_ \_ \_ \_ ma

dad

mum

grandma

granddad

sister

brother



gg \_ \_ \_ \_ \_ d



b \_ \_ \_ \_ \_ r



s \_ \_ \_ \_ \_ r



Circle the family words. Then write.

g r a n d a d s

r s g r a n n y

a i a i a d i s

d b a b y a s t

n d m u m d t e

y e s i s t e r

b r o t h e r d

grandad \_\_\_\_\_

g \_\_\_\_\_

m \_\_\_\_\_

d \_\_\_\_\_

br \_\_\_\_\_

s \_\_\_\_\_

b \_\_\_\_\_

# ACTIONS

Pročitaj i oboj.



run



jump



swim



sing



ride a bike

# ACTIONS

Dopuni riječi i pronadi ih.



s \_ \_ m



r \_ n



j \_ \_ p



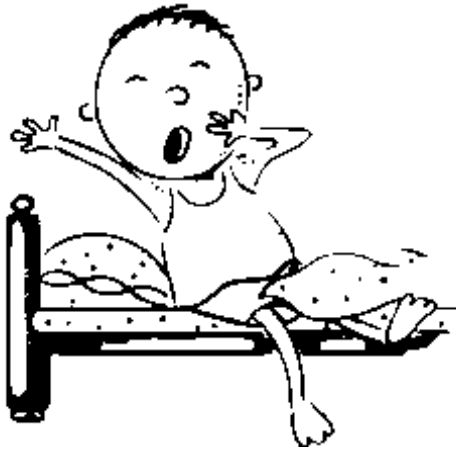
s \_ \_ g



r \_ \_ e a b \_ \_ e

M	R	V	L	J	Y	I	V	H
Y	I	U	E	A	F	R	J	F
P	D	G	N	C	U	Y	V	N
K	E	E	S	W	I	M	N	H
U	A	N	J	I	S	O	L	W
M	B	L	M	Y	N	X	J	N
L	I	V	U	D	I	G	W	F
Q	K	J	U	M	P	B	A	Y
Q	E	O	B	O	C	Y	P	Q

# DAILY ROUTINES



get up



have shower



have breakfast



work



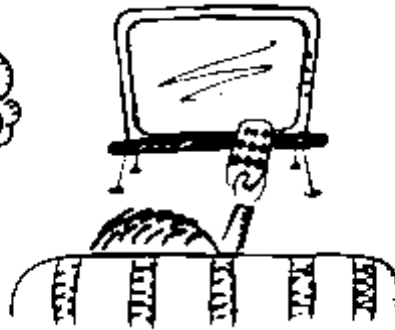
go shopping



walk the dog



have dinner




watch TV




read

Look at the phrases and complete.

Dopuni izraze.



g \_ t u \_



h \_ \_ e s \_ \_ \_ \_ r



h \_ \_ e b \_ \_ \_ kfast



w \_ \_ k




go s \_ \_ \_ \_ g



w \_ \_ k the d \_ g



h \_ \_ e dinner



w \_ \_ \_ h TV




r \_ \_ d



Find the routines words.

Pronađi date izraze.



W	P	C	Z	H	Y	M	W	Q	A	U	F
A	A	N	J	S	U	G	Y	B	U	B	I
T	G	L	P	V	L	L	J	O	F	E	N
C	Y	G	K	R	C	H	L	S	X	I	I
H	M	E	E	T	F	R	I	E	N	D	S
T	K	X	C	G	O	T	O	B	E	D	H
V	X	A	G	E	W	S	U	S	R	T	C
F	O	M	J	T	R	O	C	I	N	F	S
A	J	S	T	U	D	Y	H	H	C	N	H
G	V	W	B	P	V	K	O	E	O	A	O
H	A	V	E	D	I	N	N	E	R	O	O
I	R	A	H	Z	L	H	P	L	C	Z	L